

MEGHA TECHNICAL & ENGINEERS (PVT.) LIMITED

Ref: MTEPL/EHS/LUM/2024-25/09

Dated: 14/06/2024

To,

The Member Secretary,
Meghalaya State Pollution Control Board
'ARDEN', Lumpynggad,
Shillong, Meghalaya – 793014

Subject : Submission of Environmental Monitoring Report for the month of May, 2024.

Reference : MPCB/CON-68(Pt-I)/2006/Pt-I/2023-2024/62, Dtd: Shillong the 16th June, 2023.

Dear Sir,

This is in reference to above cited subject, we are hereby submitting the monthly Environmental monitoring reports of Ambient Air Quality monitoring including meteorological data, Stack Emission, Fugitive Emission, Surface waste monitoring reports of **Megha Technical & Engineers Pvt. Ltd.** for the month of **May, 2024.**

This is for your kind information, record and kindly acknowledge receipt of the same.

Thanking You,

Yours truly,

For **MEGHA TECHNICAL & ENGINEERS PVT. LIMITED**



Laxmaiah Munjala
Unit Head

Enclosed: a/a

















MEGHA TECHNICAL & ENGINEERS PVT. LTD





Lumshnong, Meghalaya

Date (DD-MM-YYYY)	Pressure (mmHg)	Relative Humidity (%)	Temp. (C)	Manual Rain (mm)
01-05-2024	716.2	73.4	20.2	45.8
02-05-2024	718.5	73.5	20.4	97.0
03-05-2024	721.3	73.6	20.6	0.0
04-05-2024	720.4	73.7	20.8	6.2
05-05-2024	720.6	73.8	21.0	27.4
06-05-2024	720.8	73.9	21.2	16.2
07-05-2024	721.0	74.0	21.4	0.0
08-05-2024	721.2	72.5	21.6	0.0
09-05-2024	721.4	72.1	21.8	0.0
10-05-2024	721.6	74.6	22.0	0.0
11-05-2024	721.8	75.1	22.2	8.2
12-05-2024	722.0	76.2	21.5	0.0
13-05-2024	722.2	74.5	22.1	0.0
14-05-2024	722.4	74.3	22.6	0.0
15-05-2024	722.6	71.2	21.3	0.0
16-05-2024	718.2	70.7	20.2	0.0
17-05-2024	716.1	70.1	20.4	0.0
18-05-2024	714.0	69.6	19.8	6.2
19-05-2024	716.5	69.0	19.7	0.0
20-05-2024	717.6	70.2	19.5	0.0
21-05-2024	718.7	70.5	19.3	0.0
22-05-2024	719.8	70.8	19.1	0.0
23-05-2024	720.9	71.1	18.9	0.0
24-05-2024	722.0	71.4	18.7	0.0
25-05-2024	723.1	71.7	21.3	0.0
26-05-2024	724.2	72.0	22.4	12.6
27-05-2024	725.3	72.3	23.5	55.0
28-05-2024	726.4	72.6	24.6	148.2
29-05-2024	723.6	72.9	25.7	155.0
30-05-2024	721.4	73.2	24.3	198.3
31-05-2024	719.2	73.5	22.9	43.8
			Total	819.9

	MEGHA TECHNICAL & ENGINEERS PVT. LTD Lumshnong, Meghalaya			Reference No.	MTEPL/Env/F – 01
				Issue No.	1
	AMBIENT AIR QUALITY MONITORING REPORT			Date of Issue:	24.08.2013
				Revision No.	5
Reference No.: MTEPL/ENV/AAQM/MONTHLY/2024-25/14				Date of Rev.	01.12.2020
Location of Sampling: Near Pump House				GPS Coordinate: 25°10'42"N 92°23'32"E	
Reference No.:	MTEPL/ENV/AAQM/MONTHLY/2024-25/14		May-24		
Sampling Duration:	24 Hrs.	24 Hrs.	24 Hrs.	24 Hrs.	24 Hrs.
Date of Sampling	PM ₁₀ (µg/m ³)	PM _{2.5} (µg/m ³)	SO ₂ (µg/m ³)	NO ₂ (µg/m ³)	
04.05.2024	47.68	20.47	5.48	14.36	
08.05.2024	42.15	18.66	6.47	15.47	
12.05.2024	36.19	19.47	10.56	16.58	
15.05.2024	46.11	18.53	7.45	17.69	
19.05.2024	50.36	18.03	6.84	18.80	
22.05.2024	38.47	17.53	6.23	19.91	
26.05.2024	36.57	17.03	5.62	21.02	
30.05.2024	37.49	16.53	5.01	18.67	
NAAQS permissible limits for Rural, Industrial, Residential Area	100 (µg/m ³)	60 (µg/m ³)	80 (µg/m ³)	80 (µg/m ³)	
Remarks: All the analyzed parameters are well within the permissible limits of NAAQ Standards , Notification dated 18th November 2009.					
 Analysed by		 Checked by		 Verified By	

	MEGHA TECHNICAL & ENGINEERS PVT. LTD Lumshnong, Meghalaya			Reference No.	MTEPL/Env/F – 01
				Issue No.	1
	AMBIENT AIR QUALITY MONITORING REPORT			Date of Issue:	24.08.2013
				Revision No.	5
Reference No.: MTEPL/ENV/AAQM/MONTHLY/2024-25/14				Date of Rev.	01.12.2020
Location of Sampling: Vishwakarma Colony				GPS Coordinate: 25°10'46"N 92°23'17"E	
Sampling Duration:	24 Hrs.	24 Hrs.	24 Hrs.	24 Hrs.	24 Hrs.
Date of Sampling	PM ₁₀ (µg/m ³)	PM _{2.5} (µg/m ³)	SO ₂ (µg/m ³)	NO ₂ (µg/m ³)	
04.05.2024	28.47	15.69	4.15	9.47	
08.05.2024	26.80	24.78	3.47	10.25	
12.05.2024	29.57	16.68	5.68	8.67	
15.05.2024	29.38	18.69	5.96	8.66	
19.05.2024	29.93	20.70	6.73	8.26	
22.05.2024	30.48	22.71	7.49	7.86	
26.05.2024	31.03	24.72	8.26	7.46	
30.05.2024	31.58	26.73	9.02	7.06	
NAAQS permissible limits for Rural, Industrial, Residential Area	100 (µg/m ³)	60 (µg/m ³)	80 (µg/m ³)	80 (µg/m ³)	
Remarks: All the analyzed parameters are well within the permissible limits of NAAQ Standards , Notification dated 18th November 2009.					
 Analysed by		 Checked by		 Verified By	

	MEGHA TECHNICAL & ENGINEERS PVT. LTD Lumshnong, Meghalaya			Reference No.	MTEPL/Env/F – 01
				Issue No.	1
	AMBIENT AIR QUALITY MONITORING REPORT			Date of Issue:	24.08.2013
				Revision No.	5
Reference No.: MTEPL/ENV/AAQM/MONTHLY/2024-25/14				Date of Rev.	01.12.2020
Location of Sampling: Near Star Club				GPS Coordinate: 25°10'36"N 92°23'16"E	
Sampling Duration:	24 Hrs.	24 Hrs.	24 Hrs.	24 Hrs.	24 Hrs.
Date of Sampling	PM ₁₀ (µg/m ³)	PM _{2.5} (µg/m ³)	SO ₂ (µg/m ³)	NO ₂ (µg/m ³)	
04.05.2024	28.44	16.48	3.47	7.69	
08.05.2024	27.69	15.06	4.15	6.48	
12.05.2024	32.46	12.68	4.83	5.27	
15.05.2024	35.68	10.30	5.51	4.06	
19.05.2024	38.90	7.92	6.19	6.48	
22.05.2024	42.12	14.75	4.26	8.16	
26.05.2024	37.48	15.69	3.28	7.69	
30.05.2024	36.22	14.25	5.55	5.11	
NAAQS permissible limits for Rural, Industrial, Residential Area	100 (µg/m ³)	60 (µg/m ³)	80 (µg/m ³)	80 (µg/m ³)	
Remarks: All the analyzed parameters are well within the permissible limits of NAAQ Standards , Notification dated 18th November 2009.					
 Analysed by	 Checked by	 Verified By			

	MEGHA TECHNICAL & ENGINEERS PVT. LTD Lumshnong, Meghalaya		Document No.	MTEPL/EHS/Env/F-04
			Date of Issued	01-05-2019
	FUGITIVE EMISSION MONITORING REPORT		Revision No.	2
			Revision Date	01-01-2021
Ref: MTEPL/ENV/FUGITIVE/MONTHLY/2024-25/14				
Month - May				
Date	Location	Fugitive Emission Results (in $\mu\text{g}/\text{m}^3$)	As per CPCB/BIS Guideline	
			Limit (in $\mu\text{g}/\text{m}^3$)	
15.05.2024	Cement Packing Plant	2040	5000	
<div style="display: flex; justify-content: space-around; align-items: flex-end; padding-top: 20px;"> <div style="text-align: center;">  Analyzed By </div> <div style="text-align: center;">  Checked by </div> <div style="text-align: center;">  Verified By </div> </div>				



MEGHA TECHNICAL & ENGINEERS PVT. LTD

Lumshnong, Meghalaya

Reference No.	MTEPL/EHS/F-04
Issue No.	1
Date of Issue:	24.08.2013
Revision No.	3
Date of Rev.	01.06.2019

WATER TESTING REPORT

Reference No.: MTEPL/ENV/WATER/MONTHLY/2024-25/14

Surface Water Analysis Results

Date of sample collection: 15.05.2024

Date of Analysis: 16.05.2024 to 20.05.2024

S.No.	Parameter	Unit	Umtyrngai Nallah		Umutha Nallah		Umso Nalah	Umbadoh	Tongseng	Lumshnong	Wahiajer	Standards norms as per IS 2296
			Up Stream	Down Stream	Up Stream	Down Stream	Down Stream	Seasonal Spring / Seasonal Nallah				
1	pH	-	7.6	8.3	7.6	8.0	8.5	7.7	7.2	7.6	7.5	6.5 - 8.5
2	Colour	Hazen	Colourless	Colourless	Colourless	Colourless	Colourless	Colourless	Colourless	Colourless	Colourless	10
3	Odour	-	Unobjectionable								Unobjectionable	Unobjectionable
4	Chloride	mg/L	26.1	27.3	26.4	26.9	27.1	27.2	27.4	27.5	27.7	250
5	Total Hardness as CaCO ₃	mg/L	52.3	53.1	53.9	54.7	55.5	65.1	80.2	82.3	45.2	300
6	Suspended Solids	mg/L	5.3	8.4	2.5	5.4	14.0	6.0	8.0	11.2	2.8	-
7	Total Dissolve Solids	mg/L	300.1	245.4	265.0	298.0	315.0	300.0	323.0	350.0	225.0	500
8	Biochemical Oxygen Demand (For 3 days at 27 °C)	mg/L	ND	ND	ND	ND	ND	ND	ND	ND	ND	2.0
9	Oil & Grease	mg/L	ND	ND	ND	ND	ND	ND	ND	ND	ND	-
10	Temperature	° C	25.0	25.0	25.0	25.0	25.0	25.9	25.9	25.9	25.0	-
11	Conductivity	µS/cm	395.0	310.0	440.0	480.0	505.0	380.0	460.0	490.0	350.0	-
12	Flow	L/ Min	6504.5	16525.2	7132.4	6625.3	15690.4	-	-	520.1	-	-

[Signature]

Analyzed by

[Signature]

Checked by

[Signature]

Verified by